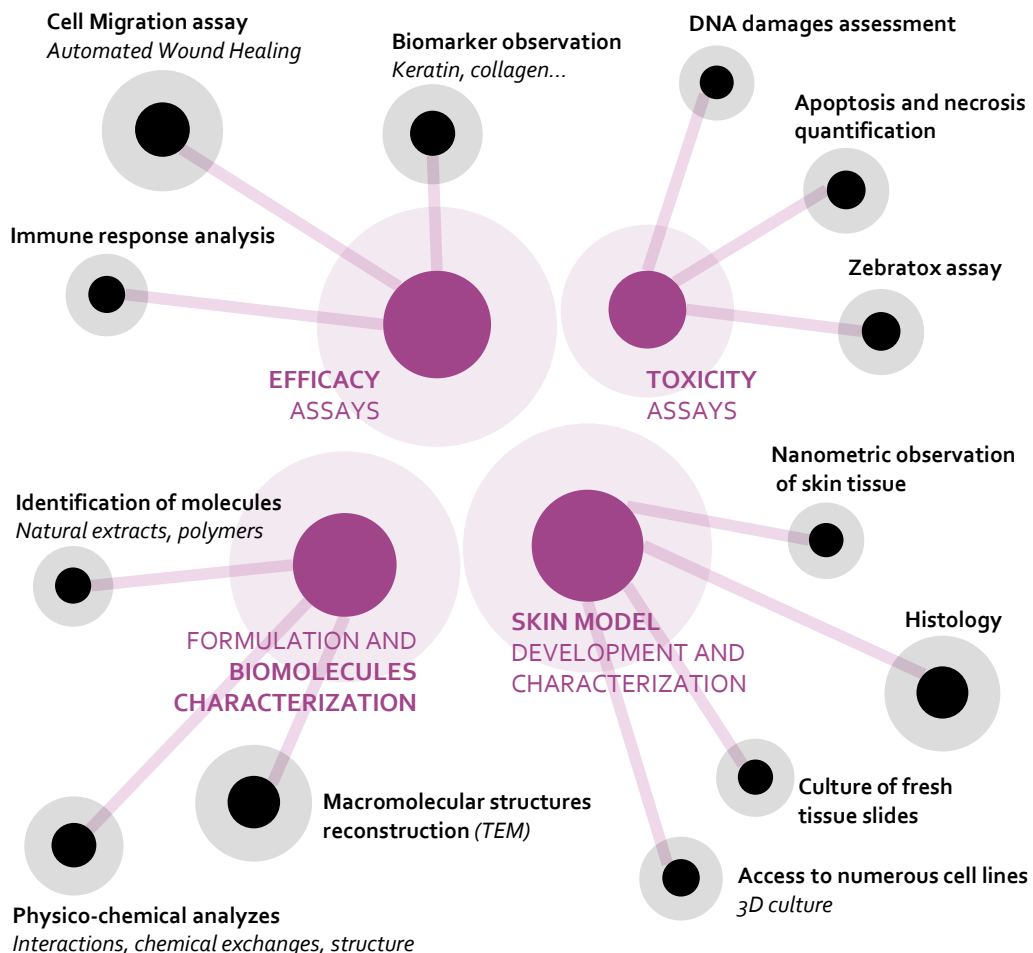


## OUR SERVICES APPLIED TO DERMO-COSMETICS




Your Needs Biosit service offer

## A CASE STUDY

### MARINE OLIGOSACCHARIDES FOR COSMETICS APPLICATION

In this project involving marine science researchers and a cosmetics company, a biosit facility – ImPACCell – characterized the biological activity of compounds extracted from *algae* resources. These compounds are now valuable assets of this company.

#### Cell migration assay

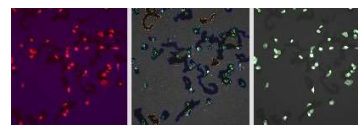


#### Automated wound healing assay

Creation of a reproductive "wound" with STARLET robot (Hamilton) in a cell monolayer and live imaging of cell migration / proliferation to close the wound.

➔ Tested molecules increase cells' migration / proliferation rate.

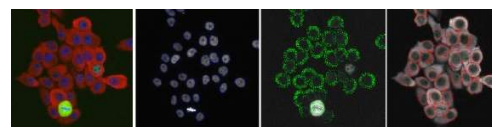
#### Fluorescent cell mobility & motility assay



Monitoring of cells movement (trajectories follow-up)

➔ Tested molecules have no effect on cell mobility

#### Screening of compounds activity on TNF- $\alpha$ induced signaling pathway

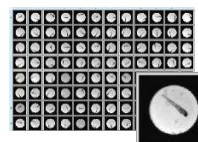


Analysis of molecules effect on inflammation signaling pathways induced by TNF- $\alpha$  (expression of cox-2, iNOS, C-Jun, NF-kB)

➔ Tested molecules display anti-inflammatory effects

#### + ALSO AVAILABLE FOR YOUR PROJECTS

##### Zebrafish *in vitro* model for Cosmetics toxicity testing



e.g. Acute toxicity, teratogenicity, hepatotoxicity, cardiotoxicity, neurotoxicity, ecotoxicity, ...